

WHEN EVERY SECOND MATTERS

KEY TRENDS IN SCHOOL SAFETY

Alarming Rate of Safety Incidents in U.S. K12 Schools Each Year



4x Increase

in gun related incidents on school grounds over the past year¹



900,000+

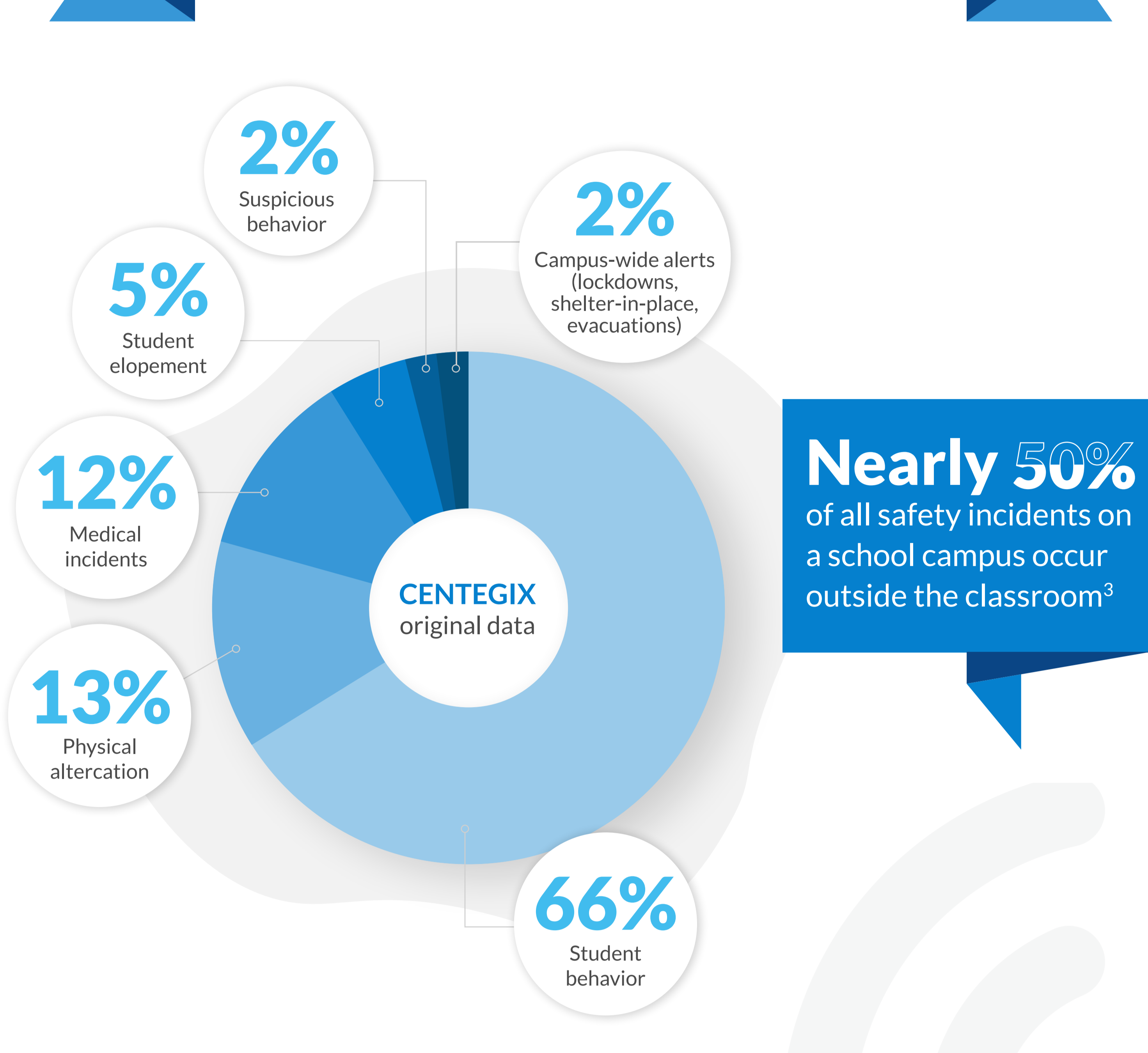
medical and nonviolent safety incidents in 2019-20²



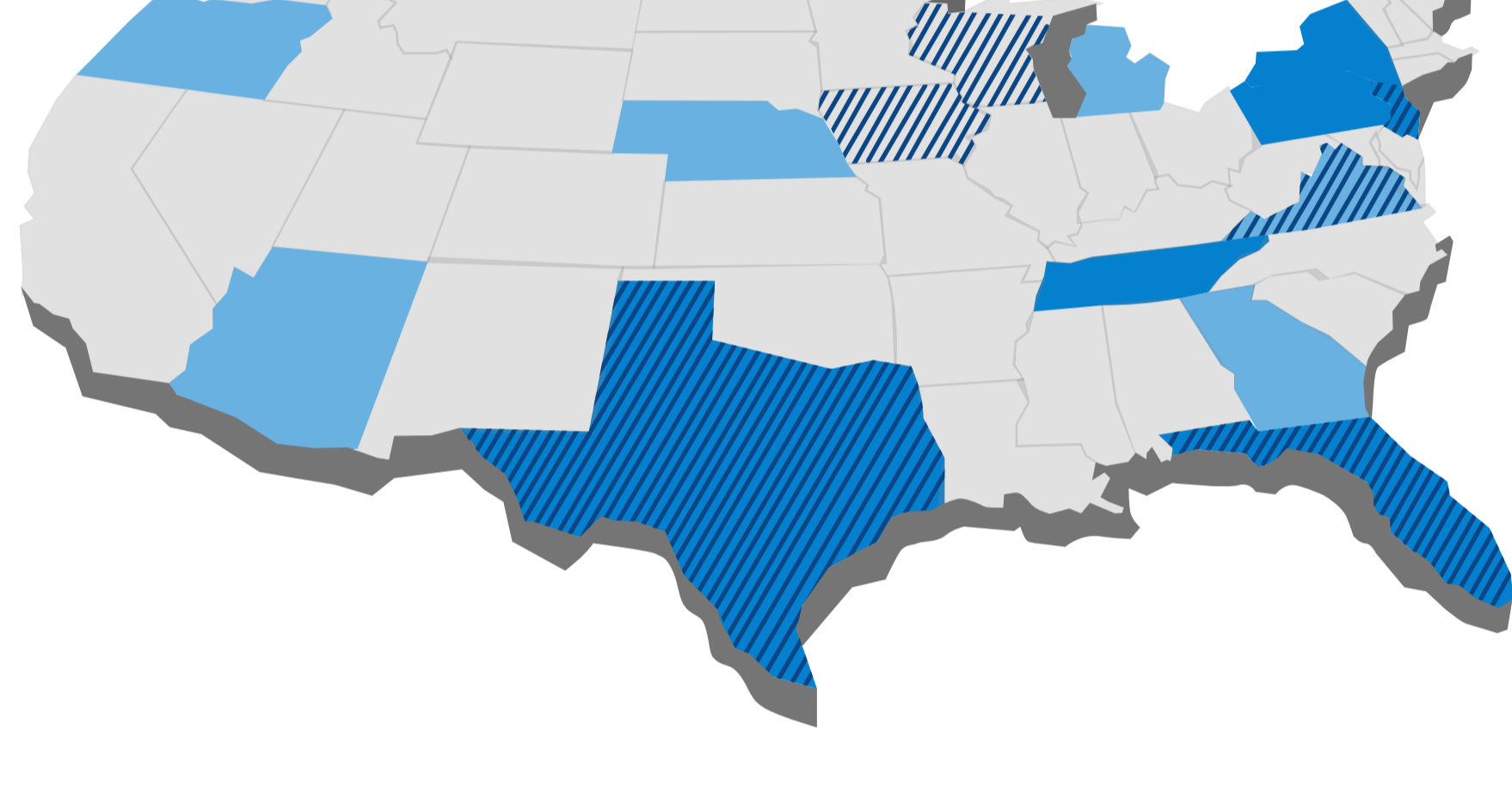
500,000+

physical altercations and similar incidents in 2019-20²

Breaking Down Safety Incidents in K12 Schools³



States Taking Action on School Safety



Passed or Considering Alyssa's Law Legislation Requiring Panic Buttons in Schools: (Passed) Florida, New Jersey, New York, Tennessee, Texas; (Considering) Arizona, Georgia, Michigan, Nebraska, Oregon, Virginia⁴

Investing in Digital School Maps and Blueprints: Florida, Iowa, New Jersey, Texas, Virginia, Wisconsin

- Passed Alyssa's Law
- ▨ Considering Alyssa's Law
- ▤ Investing in Digital Mapping

School Safety Technology Positively Impacts

Teacher Retention and Recruitment



Student Behavior



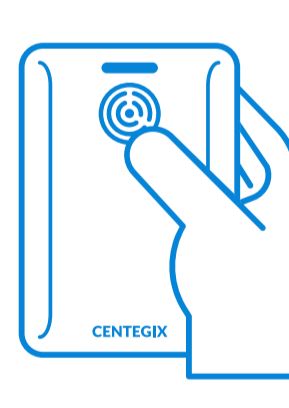
Student Feelings of Safety and Security




Student Achievement and Outcomes



Innovative School Safety Technologies are Protecting Schools Across the U.S.



Wearable badge-based incident response solutions for immediate notification of administrators and first responders



Dynamic digital campus mapping solutions for precise location information of incidents and safety resources



Visitor and volunteer management solutions for access control and management

Critical Components of K12 Incident Response Solutions

- Wearable, discreet badge
- One-button, easy activation
- Does not rely on wi-fi or cellular connectivity
- Immediate notification of administrators and direct link to law enforcement
- Facility-wide audio and visual notifications
- Room- and floor-level location accuracy
- Total campus coverage, including outdoors
- Simple to use, simple to train on, and simple to maintain



In emergency situations, school staff prefer wearable badge solutions to mobile-based app options