


National Educator Survey Report:

School Safety Data Findings and Insight



Strengthening School Safety: A Critical Imperative for K-12 Districts

Over the last decade, safety incidents in U.S. K-12 schools have risen. During the 2022–23 school year alone, roughly 857,500 violent incidents and 479,500 nonviolent [incidents](#) were recorded by public schools.

In response, K-12 districts nationwide are implementing a wide range of preventative measures to safeguard students and staff. Ideally, a comprehensive safety plan includes multiple resources, tools, and procedures to create a well-structured, multi-layered approach.

In 2024, a national survey of 530 K-12 educators, school administrators, and district administrators was conducted to answer critical questions regarding school safety perceptions and impacts, including:

- What are the perceptions, concerns, and preferences of K-12 educators and administrators regarding safety in their school districts?
- How does school safety impact teaching and learning?
- How does school safety impact job satisfaction?
- What role do teachers and administrators play in improving safety?

The findings underscore the importance of creating safe school environments that empower staff with the tools and solutions they need to easily and quickly get help for any and all emergency situations.

Notes on Data Collection and Rounding:

All numerical values in this report have been rounded to the nearest whole number for simplicity and clarity. As a result, some totals in the charts may not sum to exactly 100%. This is a standard rounding effect and does not affect the overall accuracy or interpretation of the data.

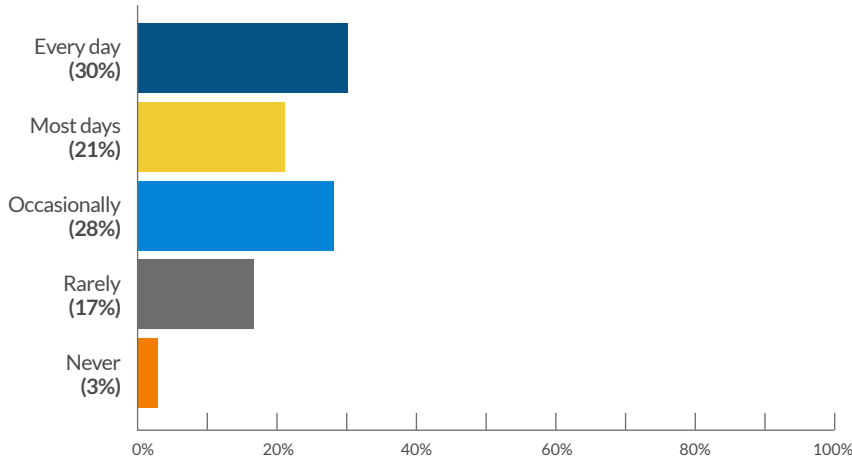


1: Personal Safety and Emergency Preparedness

While schools are implementing a wide variety of safety and security measures, **74% of survey respondents expressed that they do not feel supported by their employer to handle emergency situations at work.** Additionally, 52% of respondents think of their own physical safety when at work most days 21% or every day 30%.



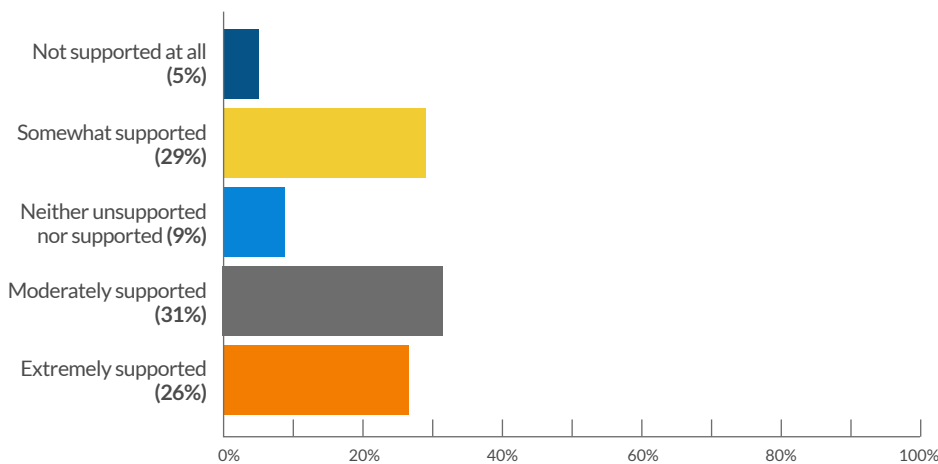
How often do you think of your physical safety when at work?



80%

think of their own physical safety when at work

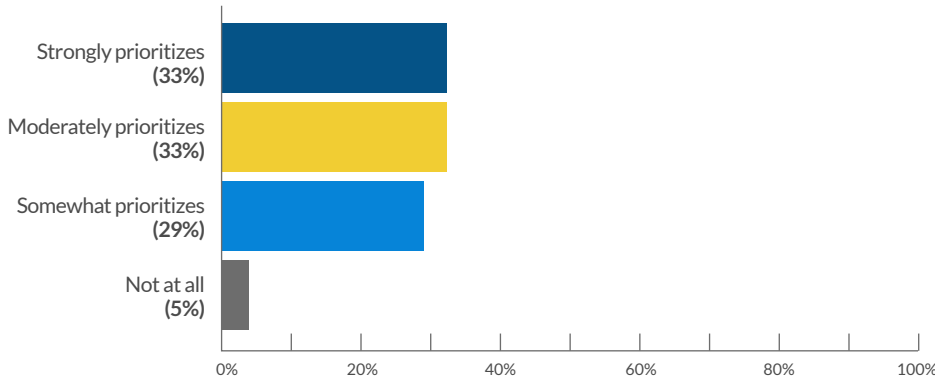
How supported do you feel by your employer to handle emergency incidents in your school environment?



74%

do not feel extremely supported by their employer to handle emergency incidents

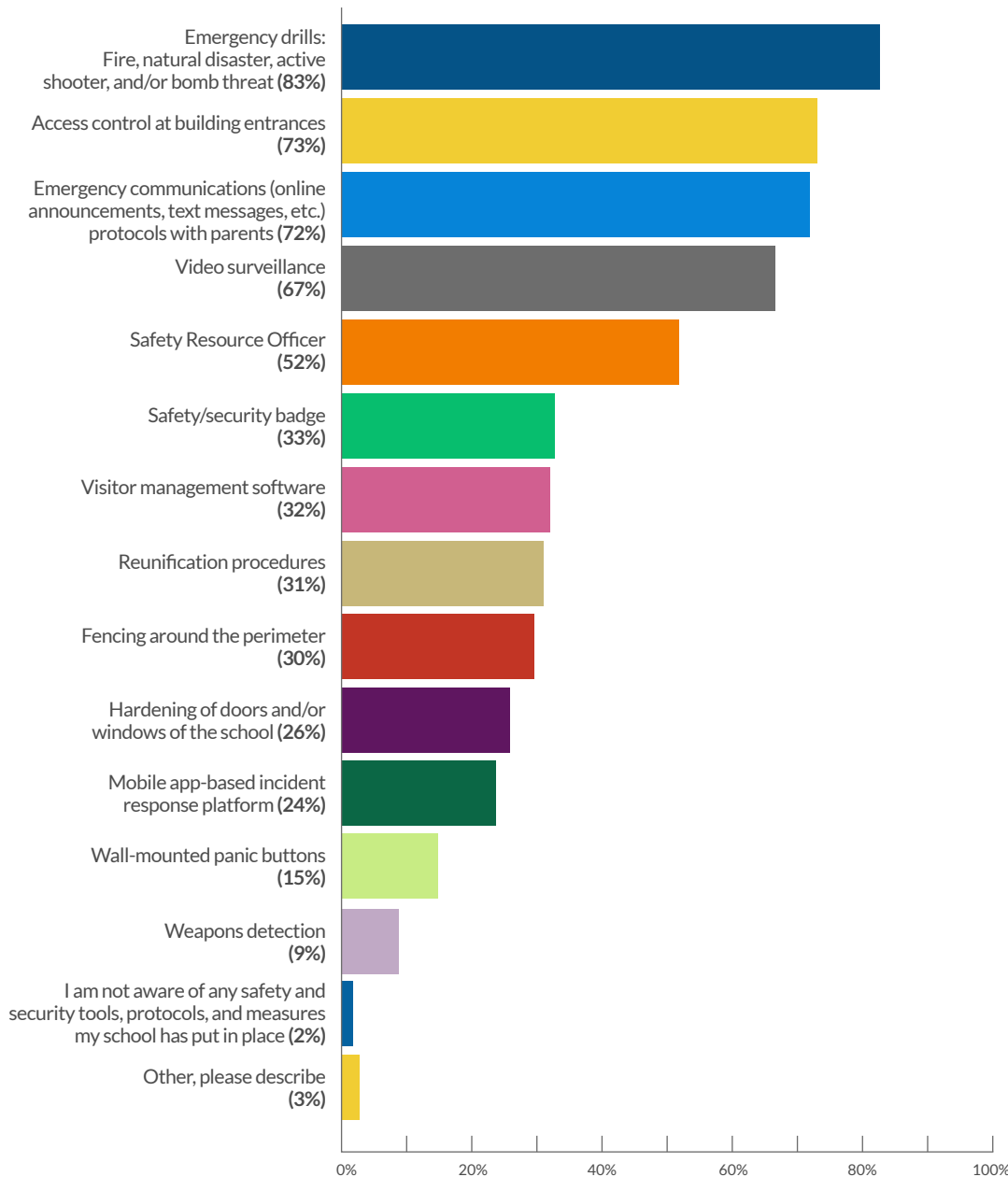
Do you believe your school or district prioritizes safety?



67%

feel that their school or district does not highly prioritize staff safety


Please select the type of safety and security tools, protocols, and measures your school has in place. (Select all that apply)



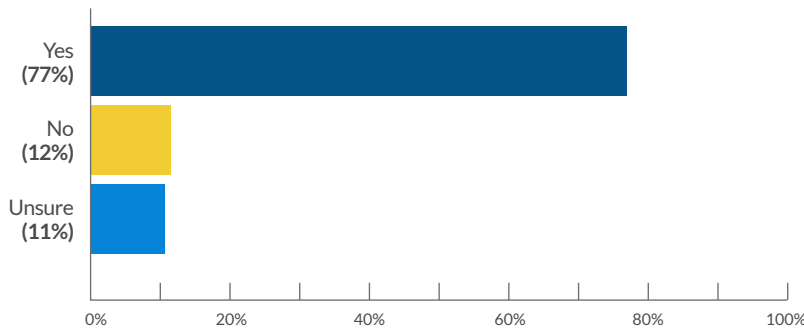
* Respondents who chose 'Other' shared additional tools and procedures, such as armed guards, student-issued ID's, and metal detectors.

2. Retention and Recruitment

School safety impacts both teacher retention and recruitment—a key issue for K-12 districts—with 77% of respondents acknowledging the significant role it plays in shaping job satisfaction. Additionally, **44% have considered leaving or have left their job due to feeling unsafe in their work environment.** These statistics highlight the critical need for comprehensive safety measures to cultivate environments where educators feel secure and supported.



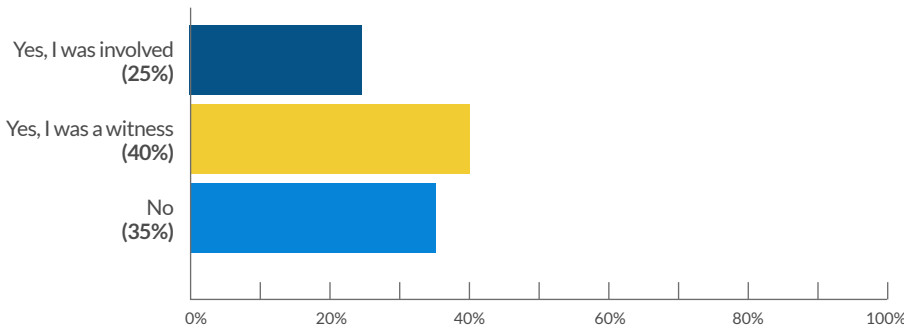
Do you think workplace safety has a direct impact on teacher retention and recruitment?



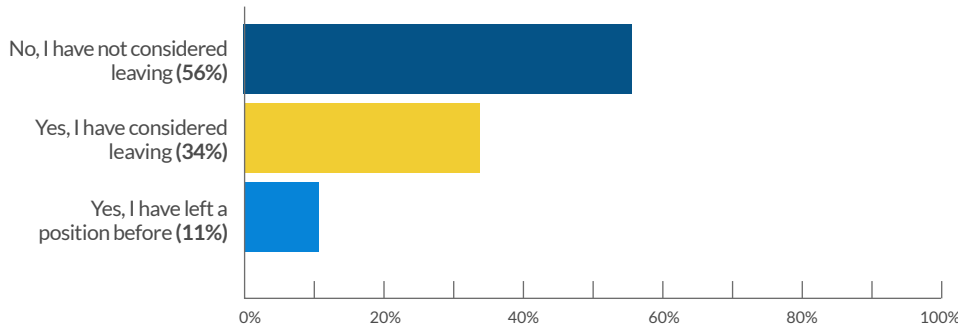
77%

believe school safety significantly impacts staff retention and recruitment

Were you involved, or witness to, any incident(s) that took place?



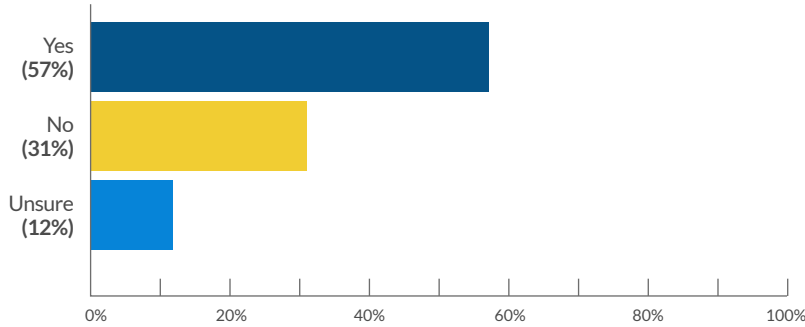
Have you ever considered leaving your position due to feeling unsafe while at work?



45%

have considered leaving or left their job due to feeling unsafe

Have you experienced coworkers leaving a K-12 position due to feeling unsafe while at work?



57%

know of a colleague who has left their job due to feeling unsafe

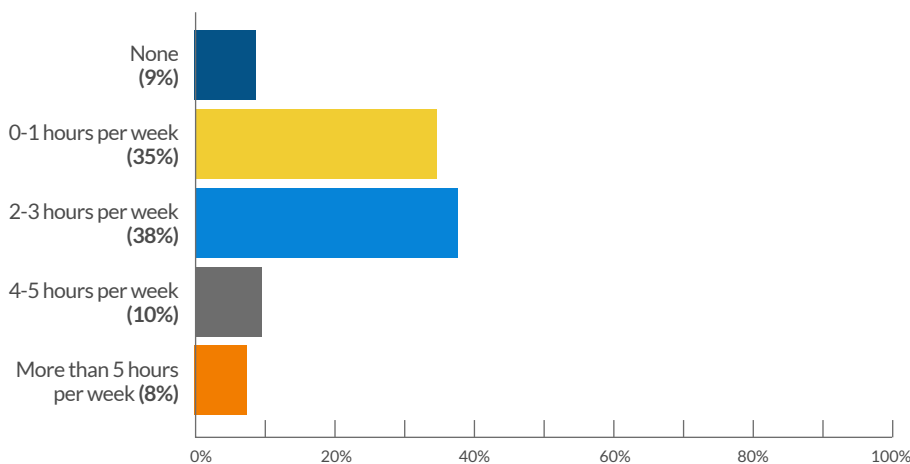
3: Student Achievement and Well-Being

School safety is a critical factor impacting student achievement and overall well-being. The survey findings revealed that **56% of educators lose two or more hours of instructional time weekly, equating to 9 or more school days annually, due to emergency or safety incidents.**

84% of respondents believe that school safety directly impacts student achievement, and 83% feel their students are concerned for their safety while at school. These findings emphasize the urgent need for robust safety measures to foster environments where students can thrive academically and feel secure in their educational journey.



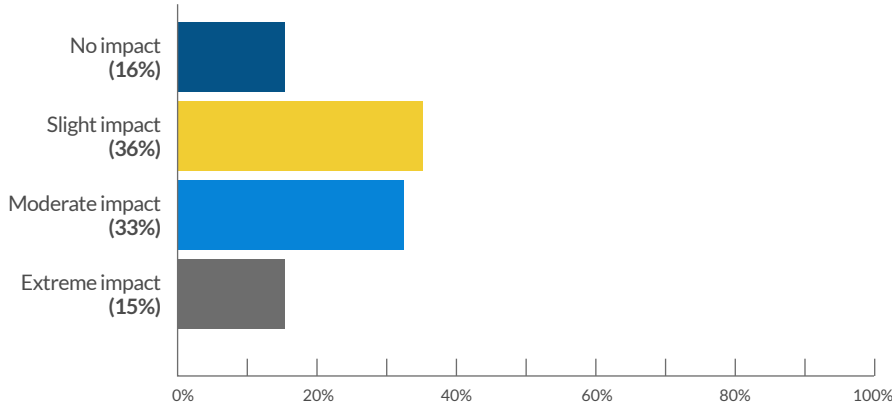
How many hours of instructional time each week do you lose due to disruptive student behavior?



56%

of educators lose two or more hours of instructional time weekly, equating to 9 or more school days annually, due to emergency or safety incidents

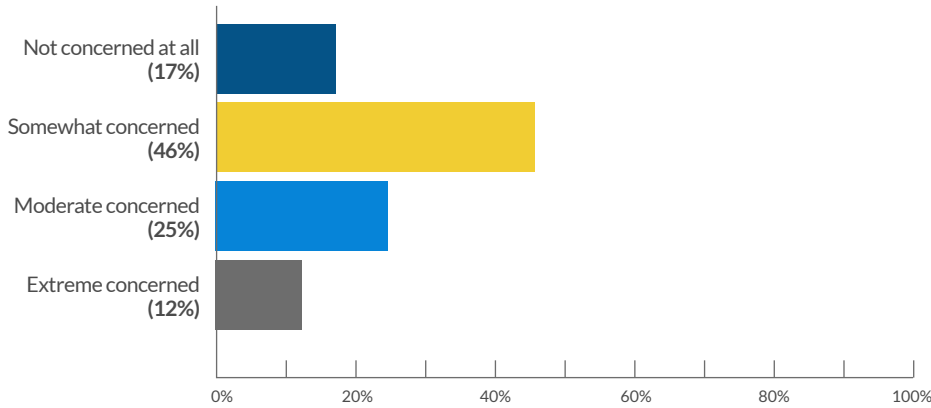
In your opinion, how much does safety at school impact student achievement at your school(s)?



84%

affirm school safety's direct impact on student achievement

How concerned are your students about school safety?



83%

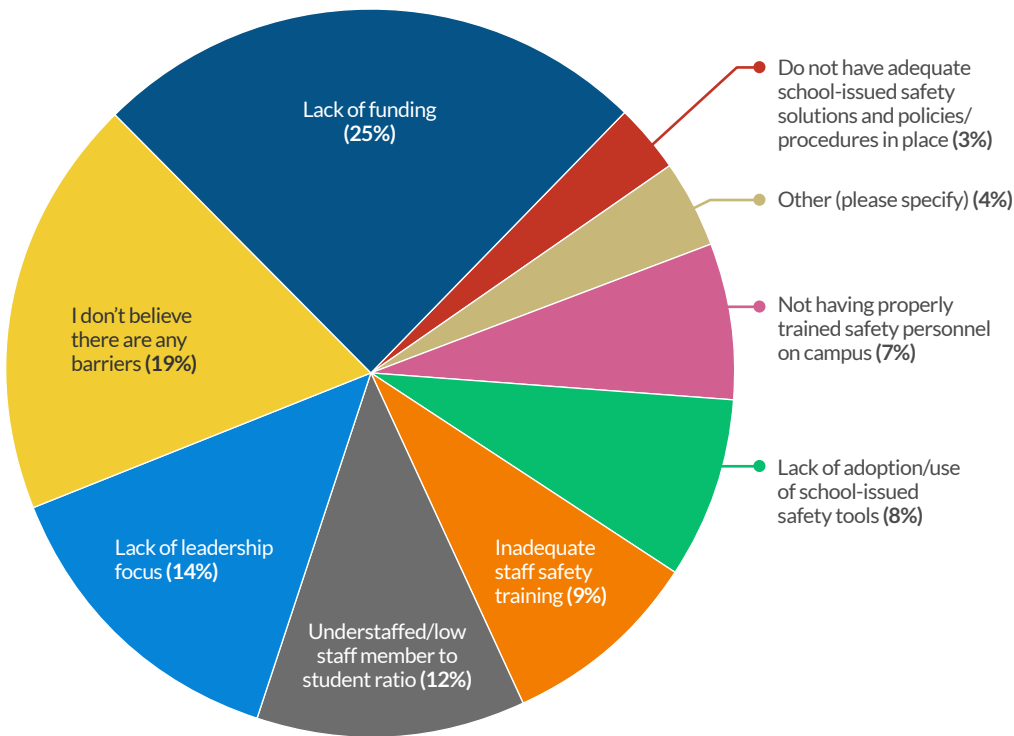
feel their students are concerned for their safety while at school

4. Barriers and Communication Gaps

The ultimate goal of every school district is to create a safe learning environment for students, but schools often face many barriers trying to achieve that. From challenges in staff retention to funding constraints and communication gaps, the survey findings underscore the multifaceted challenges schools face in ensuring the safety and well-being of their students and staff. While **25% of respondents identified lack of funding as the most significant barrier to establishing a safe school environment**, a lack of leadership focus, inadequate training and adoption of school safety tools were also often cited. When managing incidents or emergencies within schools, timely assistance emerges as the most important determinant of a positive outcome, with 48% emphasizing the importance of promptly accessing help.

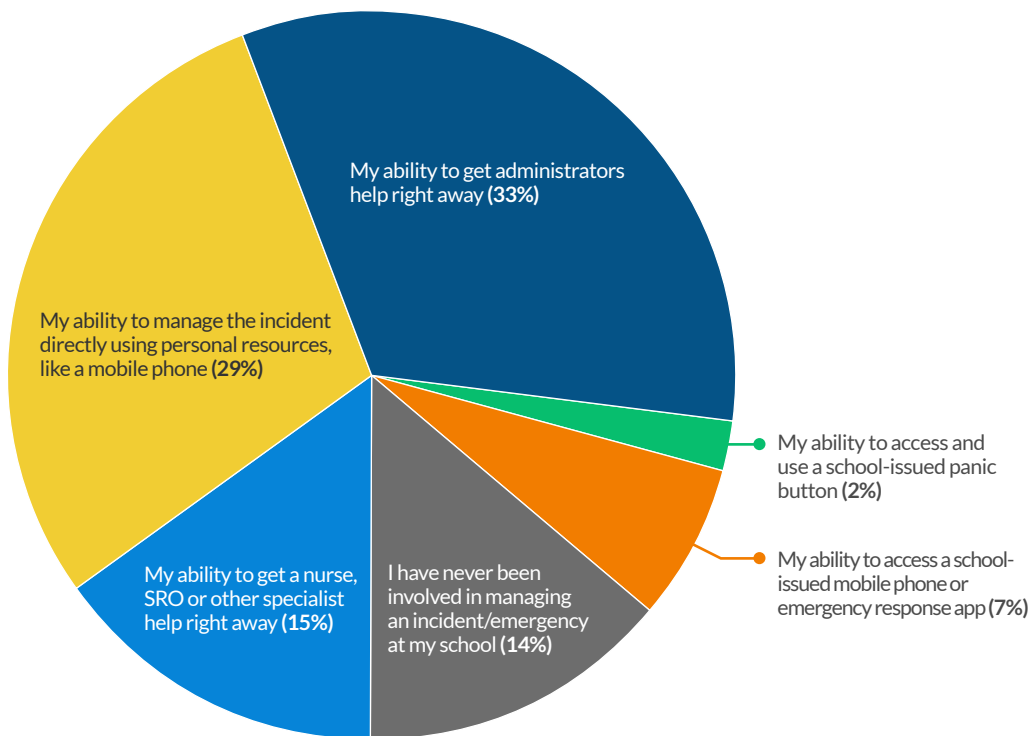


What, if any, do you perceive as the most significant barrier to establishing a safe and secure environment in your school or district?



25%
felt that lack of funding was the most significant barrier

Thinking about an occasion where you were involved in managing an incident/emergency at your school, what was the most critical factor contributing to a positive outcome?

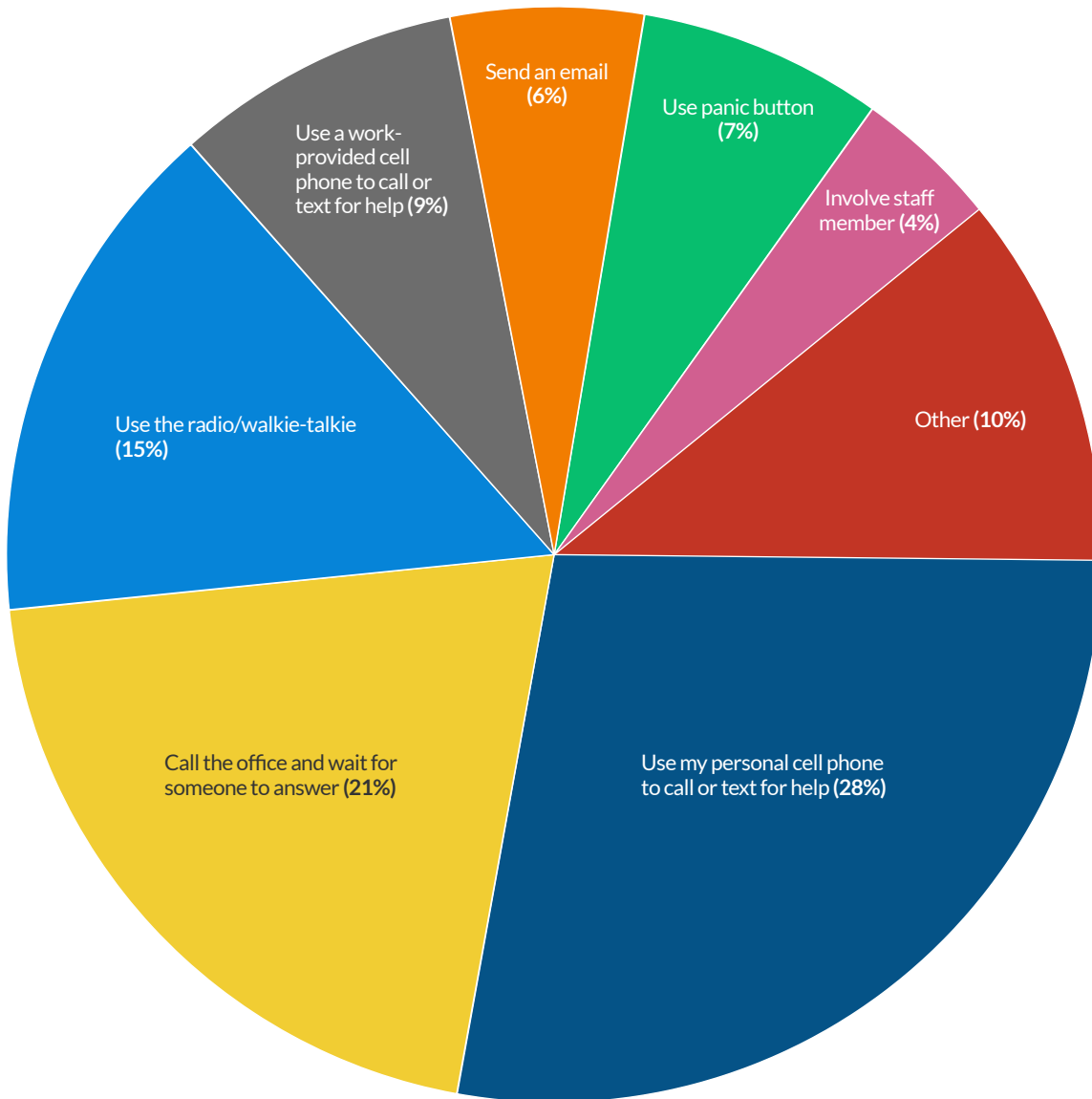


48%
identified their ability to get help (from administrators, nurses, SROs, specialists) right away as the most critical factor contributing to a positive outcome

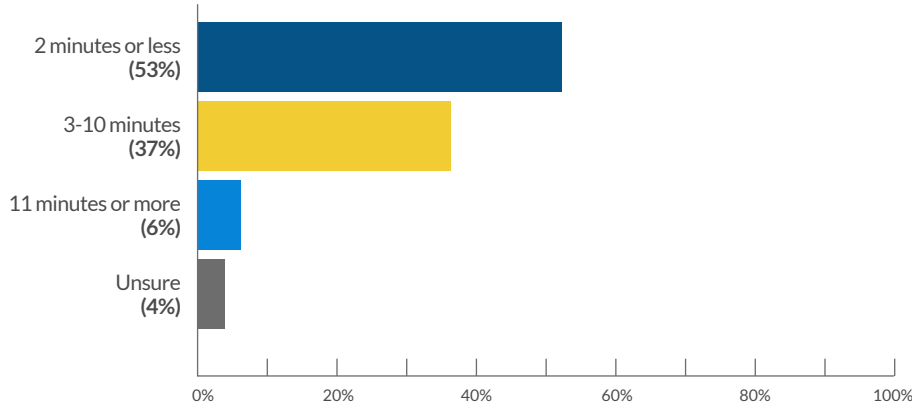
5. Varying Resources

Educators use many resources to handle emergency situations with the most prominent being personal cell phones. While using a personal cell phone may seem like the quickest and most reliable option—in many cases, when under duress, operating a cell phone can create issues and underscore barriers. In every case, the best outcomes occur when help is notified immediately and is able to respond quickly.

How do you typically initiate requests for help or assistance during safety incidents on campus?



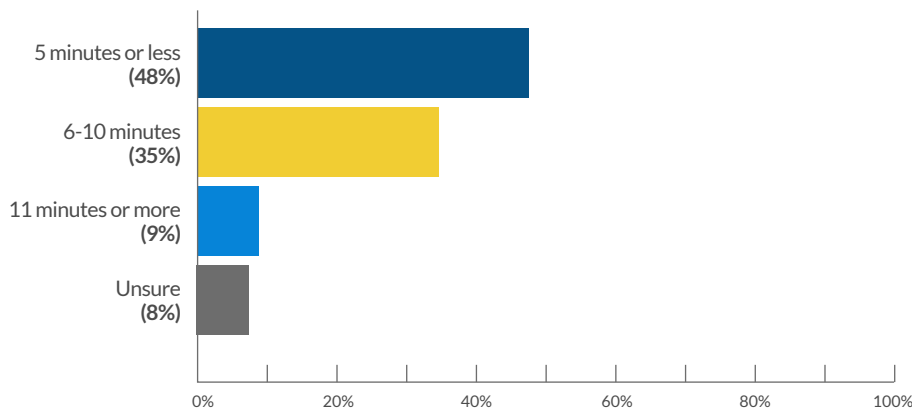
When a safety incident occurred, on average how long did it take to notify the appropriate personnel that help was needed?



43%

reported taking 3 minutes or longer to notify someone that they needed help, and 44% shared that it takes another 6 minutes or more on average for help to respond

When a safety incident occurred, on average, how long did it take for the appropriate emergency personnel to respond?



Conclusion

We know that safety is a top priority for our nation's schools. The survey findings illustrate the wide-ranging impact of school safety on staff and students and the urgency of ensuring that our educators feel confident and safe and have the tools they need. By providing our schools with innovative and reliable safety technology and resources, we can ensure our teachers feel valued and can focus on supporting their students. Additionally, our students can prioritize their education, and ultimately districts can set them up for future success.

Survey Demographics/Methodology

The 2024 K-12 CENTEGIX School Safety Survey was conducted by CENTEGIX in February 2024, and included 530 U.S. K-12 educators, school administrators, and district administrators. The data was collected using SurveyMonkey Audience and does not include customer perspectives.

About



CENTEGIX is the industry leader of **wearable safety technology for K-12** education with over 600,000 badges in use. The cloud-based CENTEGIX Safety Platform™ initiates the fastest response time for emergencies campus-wide. Leaders in over 12,000 locations nationwide trust CENTEGIX's innovative safety solutions to empower and protect people, every day. To learn more about CENTEGIX, visit www.centegix.com.